

# Native Education State Profiles



## Oregon



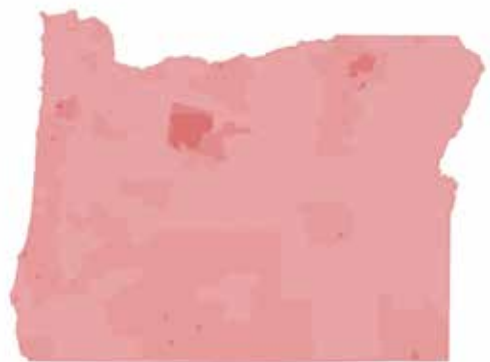
### Report Summary

The Every Student Succeeds Act (ESSA) provides tribes and states an important opportunity to advance tribal sovereignty and create positive and inclusive learning environments for Native students. Schools and Native communities must collaborate to ensure students are college, career, and community ready. As the only national organization advocating for improved educational opportunities for Native students, the National Indian Education Association (NIEA) supports and builds partnerships between Native and allied stakeholders that provide opportunities for Native students to thrive in the classroom and beyond. This state profile is available to NIEA membership, tribal leadership, educators, and allies to provide important information and highlight available resources that may be of assistance in advocacy work.

#### Where Do Native Students Attend School?<sup>c</sup>

		
<b>PUBLIC</b> 5,816 students	<b>CHARTER</b> 582 students	<b>BIE FUNDED</b> 179 students

### Oregon School Districts



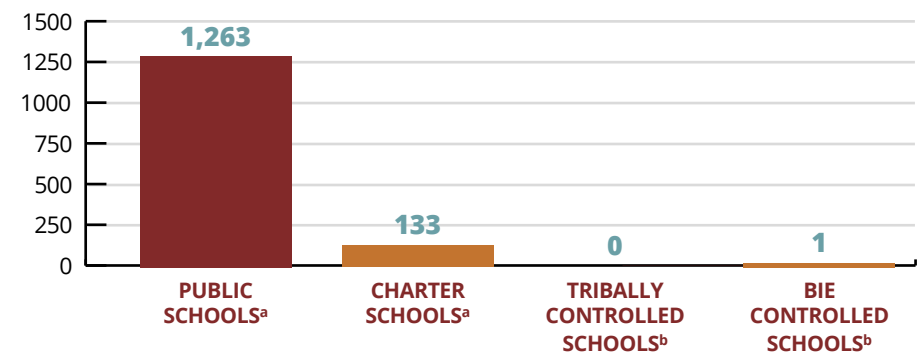
 American Indian reservations and communities

### State Leadership

<b>Tina Kotek</b> <i>Governor</i>	The Governor appoints the Deputy Superintendent of Education seven members of the State Board of Education.
<b>Charlene Williams</b> <i>Deputy Superintendent of Public Instruction</i>	The Deputy Superintendent of Public Instruction appointed by the Governor.
<b>April Campbell</b> <i>Office of Indian Education, Director</i>	The Office of Indian Education supports the Deputy Superintendent of Public Instruction on Indian education within the Oregon Department of Education.
<b>Robin Butterfield</b> <i>Oregon Indian Education Association, President</i>	OIEA is the primary state organization for advocacy on Native education issues.

### District Snapshot

Number of School Districts: 202<sup>a</sup>



	Student Enrollment <sup>c</sup>	Student Enrollment <sup>c</sup>
Native	6,743	1.2%
Total	560,260	100%

### Federally Recognized Tribes

- Burns Paiute Tribe
- Confederated Tribes of Coos, Lower Umpqua, and Suislaw Indians
- Confederated Tribes of Grande Ronde
- Confederated Tribes of Siletz
- Confederated Tribes of Umatilla Reservation
- Confederated Tribes of Warm Springs
- Crow Creek Band of Umpqua Indians
- Coquille Indian Tribe
- Klamath Tribes



# Oregon Native Education Legislation

## 1975

The state legislature establishes the joint tribal-state Commission on Indian Services to address tribal concerns in Oregon.

## 1996

The Governor issues an Executive Order establishing government-to-government relationships with each of the nine tribes in Oregon.

## 2017

The state legislature passes Senate Bill 13 to develop a statewide curriculum on tribal history, sovereignty, cultures, and experiences.

## 2017

The Department of Education approves the Oregon state plan to implement the Every Student Succeeds Act.

## 2019

Oregon passes a law that requires the inclusion of American Indian and Alaska Native curriculum in five separate subject areas.

## Equal Opportunities

National Statistics (%)					
	AI/AN	Black	Hispanic	White	Asian
Attend Rural Schools <sup>c</sup>	24	3	2	9	1
Students with Disabilities <sup>d</sup>	15	15	13	12	7
Children in Poverty <sup>e</sup>	31	32	26	11	11
Full-Time Teachers <sup>f</sup>	0.5	7	9	79	2
High School Graduation Rate <sup>g</sup>	74	80	82	89	93

Oregon Statistics (%)					
	AI/AN	Black	Hispanic	White	Asian
Attend Rural Schools <sup>c</sup>	17	1	2	4	1
Students with Disabilities <sup>d</sup>	17	16	15	12	7
Children in Poverty <sup>e</sup>	25	36	23	12	12
Full-Time Teachers <sup>h</sup>	1	1	5	90	2
High School Graduation Rate <sup>g</sup>	68	70	76	81	92

## Engage

### Language Immersion Programs

#### Elementary Chinuk Language Program Grand Ronde, OR

[www.grandronde.org/departments/education/elementary-chinuk-language-program/](http://www.grandronde.org/departments/education/elementary-chinuk-language-program/)

### ESSA Working Groups

Find out more about how Oregon is fulfilling ESSA requirements through its work on accountability, assessment, teacher quality, English learners, and school improvement.

**Website:** [www.oregon.gov/ode/rules-and-policies/ESSA/](http://www.oregon.gov/ode/rules-and-policies/ESSA/)  
**Phone:** (503) 947-5600

## Oregon Student Profile

### Young Children<sup>i</sup>

24%

of American Indians and Alaska Natives in Oregon are under the age of 18.

6%

of American Indian and Alaska Natives in Oregon are under the age of 5.

### Higher Education

0

Tribal College serves Native students in Oregon.<sup>j</sup>

22%

of American Indians and Alaska Natives\* in Oregon have a Bachelors degree or higher.<sup>k</sup>

### Connectivity<sup>k</sup>

6%

of American Indian and Alaska Natives\* in Oregon do not have access to a personal computer.

15%

of American Indians and Alaska Natives in Oregon do not have a broadband Internet subscription.

### Percent Reading Proficiency among...<sup>l</sup>

	4th Grade Students	8th Grade Students
Oregon Native	20	30
Oregon	34	34
United States	35	34

## Sources

- National Center for Education Statistics (NCES), Common Core of Data (CCD), "Local Education Agency (School District) Universe Survey", 2020-21 v.1a; "State Nonfiscal Public Elementary/Secondary Education Survey", 2020-21 v.1a.
- BIE 2022, <https://www.bie.edu/schools/directory>.
- NCES, CCD, "Public Elementary/Secondary School Universe Survey", 2020-21 v.1a.
- US Census Bureau, 2020 American Community Survey (ACS), Tables B14007B, C, D, E, H, and I; US Department of Education, EDData Data Warehouse: "IDEA Part B Child Count and Educational Environments Collection," 2020-21. From file specifications 002 and 089.
- US Census Bureau, 2020 ACS, Tables B17001B, C, D, E, H, and I.
- NCES, National Teacher and Principal Survey, "Public School Teacher Data File," 2017-18.
- NCES, EDData file 150, Data Group 695, and EDData file 151, Data Group 696, 2013-14 through 2018-19.
- Oregon Department of Education, 2020, Oregon Educator Equity Report, <https://www.oregon.gov/highered/research/Documents/Reports/2020-Educator-Equity-Report.pdf>.
- US Census Bureau, 2020 ACS, Table B01001C.
- NCES, Integrated Postsecondary Education Data System, 2019, Table 312.50.
- US Census Bureau, 2019 ACS, Table S0201.
- U.S. Department of Education, Institute of Education Sciences, National Center for Education Statistics, National Assessment of Educational Progress (NAEP), 2019 Reading Assessment.

\* Indicates the measure includes multiracial AI/ANs.

