

Native Education State Profiles

Florida



Report Summary

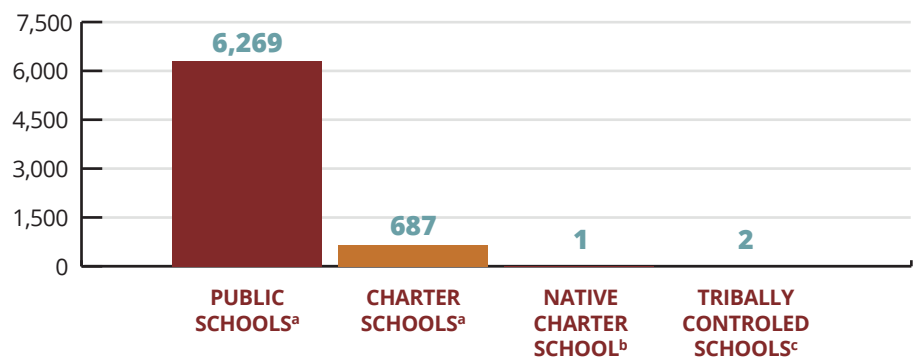
The Every Student Succeeds Act (ESSA) provides tribes and states an important opportunity to advance tribal sovereignty and create positive and inclusive learning environments for Native students. Schools and Native communities must collaborate to ensure students are college, career, and community ready. As the only national organization advocating for improved educational opportunities for Native students, the National Indian Education Association (NIEA) supports and builds partnerships between Native and allied stakeholders that provide opportunities for Native students to thrive in the classroom and beyond. This state profile is available to NIEA membership, tribal leadership, educators, and allies to provide important information and highlight available resources that may be of assistance in advocacy work.

State Leadership

Ron DeSantis <i>Governor</i>	Appoints members of the State Board of Education.
Manny Diaz <i>Chief State School Officer</i>	The Commissioner of Education is confirmed by the State Board of Education.
Cindy Huffman <i>Bureau of Standards and Instructional Support, Director</i>	The Director of Standards is appointed by the Commissioner of Education and serves as the primary contact for Native Education.

District Snapshot

Number of School Districts: 76^a



Where Do Native Students Attend School?^d



PUBLIC
6,269 students

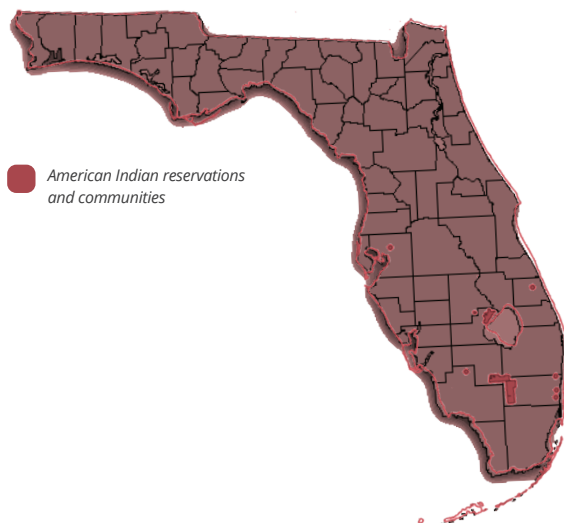


CHARTER
970 students



BIE FUNDED
256 students

Florida School Districts



	Student Enrollment ^d	Student Enrollment ^d
Native	7,497	0.3%
Total	2,791,963	100%

Federally Recognized Tribes

- Miccosukee Tribe of Indians
- Seminole Tribe of Florida



Florida State Native Education Legislation

1982	1993	1996	2015	2016
Florida establishes the Seminole and Miccosukee Indian Scholarships to support Native post-secondary education.	Legislators confirm the power of tribes to govern education for tribal members and contract with school districts.	Florida establishes the Minority Teacher Scholarship Fund to encourage minority students to become educators.	The Miccosukee Tribe receives a waiver from the federal government to define average yearly progress under NCLB.	Florida begins to develop a state plan to implement the Every Student Succeeds Act within the state.

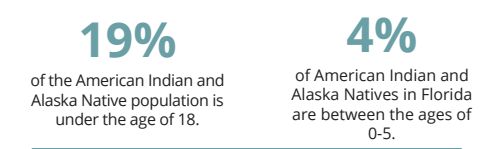
Equal Opportunities

National Statistics (%)					
	AI/AN	Black	Hispanic	White	Asian
Attend Rural Schools ^d	24	3	2	9	1
Students with Disabilities ^e	15	15	13	12	7
Children in Poverty ^f	31	32	26	11	11
Full-Time Teachers ^g	0.5	7	9	79	2
High School Graduation Rate ^h	74	80	82	89	93

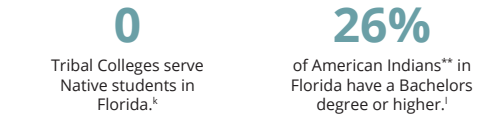
Florida Statistics (%)					
	AI/AN	Black	Hispanic	White	Asian
Attend Rural Schools ^d	4	1	<0.5	3	<0.5
Students with Disabilities ^e	12	14	13	11	6
Children in Poverty ^f	19	30	22	12	12
Full-Time Teachers ⁱ	0.3	19	20	58	1
High School Graduation Rate ^h	78	82	86	90	96

Florida Student Profile

Young Children^j



Higher Education



Connectivity^l



Percent of Students Proficient in... ^m		
	English Language Arts	Mathematics
Florida Native	25	21
Florida	29	24
Florida White	37	34

Engage

ESSA Working Groups



Find out more about how Florida is fulfilling ESSA requirements through its work on accountability, assessment, teacher quality, English learners, and school improvement.



Website: fldoe.org/academics/essa.shtml
Contact: ESSA@fldoe.org

Sources

- a. National Center for Education Statistics (NCES), Common Core of Data (CCD), "Local Education Agency (School District) Universe Survey", 2020-21 v.1a;
- b. "State Nonfiscal Public Elementary/Secondary Education Survey", 2020-21 v.1a;
- c. Prescott, Joy. 2018. "Rekindling the Heritage of an Unconquered Indian Tribe." National Alliance for Public Charter Schools, <https://www.publiccharters.org/latest-news/2018/11/26/rekindling-heritage-unconquered-indian-tribe>.
- d. BIE 2022, <https://www.bie.edu/schools/directory>.
- e. NCES, CCD, "Public Elementary/Secondary School Universe Survey", 2020-21 v.1a.
- f. US Census Bureau, 2020 American Community Survey (ACS), Tables B14007B, C, D, E, H, and I; US Department of Education, EDData Data Warehouse: "IDEA Part B Child Count and Educational Environments Collection," 2020-21. From file specifications 002 and 089.
- g. NCES, National Teacher and Principal Survey, "Public School Teacher Data File," 2017-18.
- h. NCES, EDData file 150, Data Group 695, and EDData file 151, Data Group 696, 2013-14 through 2018-19.
- i. Florida Department of Education, Staff in Florida's Public Schools, 2022, <https://www.fldoe.org/accountability/data-sys/edu-info-accountability-services/pk-12-public-school-data-pubs-reports/staff.shtml>.
- j. US Census Bureau, 2020 ACS, Table B01001C.
- k. NCES, Integrated Postsecondary Education Data System, 2019, Table 312.50.
- l. US Census Bureau, 2019 ACS, Table S0201.
- m. Florida Department of Education, 2020-2021 Florida Report Card, <https://eddata.fldoe.org/ReportCards/Schools.html?school=0000&district=00>.



* Indicates too few respondents for statistical significance.
 **Indicates the measure includes multiracial AI/ANs.